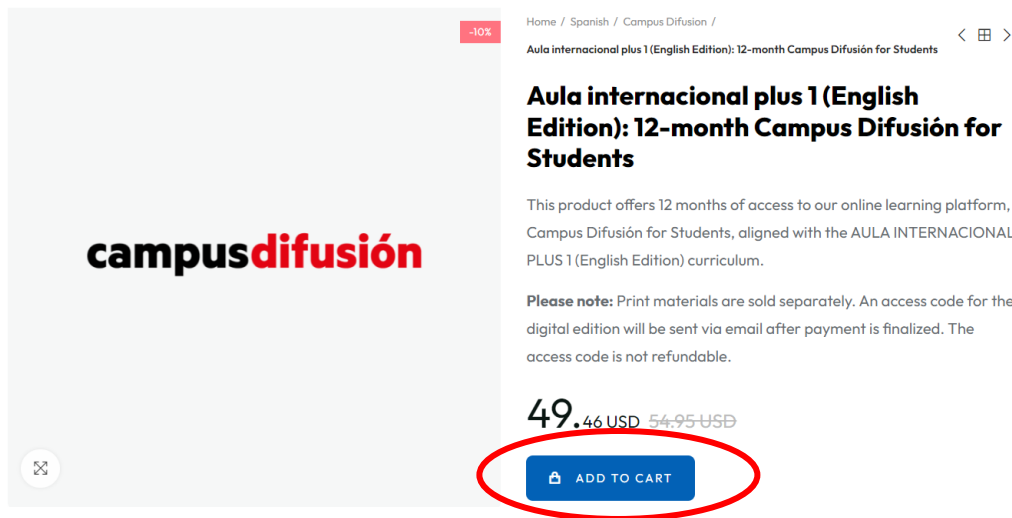


## Instructions for book (Only if you are buying the E-book directly from the Editorial)

- When purchasing the e-book online (instead of buying the physical book through EHBA) follow these instructions:

Getting the e-book for EHBA's levels 1, 2 and 3:

1. Go to the website <https://klettwl.com/store/product/aula-internacional-plus-1-english-edition-12-month-campus-difusion-for-students>



2. Click on "ADD TO CART". You will see a smaller screen to the left of your browser that looks like this:



3. Click on "CHECKOUT". Fill out the information required and make the payment (notice the amount is on US dollars and it might also be a different amount as they are currently on sale).

**Checkout**

**1 PERSONAL INFORMATION**

Order as a guest | Sign in

First name \*

Only letters and the dot (.) character, followed by a space, are allowed.

Last name \*

Only letters and the dot (.) character, followed by a space, are allowed.

Email \*

Create an account (optional)  
And save time on your next order!

Password

**Cart totals**

Aula internacional plus 1 (English Edition):  
12-month Campus Difusión for Students x  
1 49.46 USD

Subtotal 49.46 USD

Shipping Free

Have a promo code? ADD

Total (tax incl.) 49.46 USD

Included taxes: 0.00 USD

VIEW AND EDIT CART

4. After payment is processed, you will receive an email with your purchase code. You will need this code for the next steps.

5. Go to the website: <https://campus-difusion.avallainmagnet.com/>

6. Select the option "English" on the top right corner:



7. Click on "Register" and follow the instructions. Do not forget your username and password that you create, as this will be the information you use to login on a regular basis. Also, make sure you select "I am a student" in the first menu.

**campusdifusión**

Sign in | Register


Email

Required field

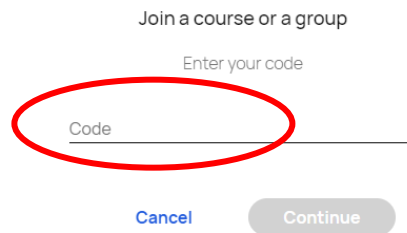
Register

8. Check your email inbox for an email from no-reply@difusion.com to verify your account; then, you can sign in the Campus Difusión site.

9. When you are logged in, you will see the following at the top of your screen. Click on the blue button "+Add code".



10. Enter the code you purchased from Klett on the first steps and click "continue".



11. Under the Courses menu, you should see your product:



12. Your e-book is on the "Manual Hojeable" tab.

